

# SSE Newsletter

## In this issue

- Monthly Highlights
- Market Updates
- Fund Raising
- Downloads

## Monthly Highlights

- [On June 17, the GDR of China Pacific Insurance \(Group\) Co., Ltd., a listed company on the SSE, was successfully listed on the LSE under Shanghai-London Stock Connect.](#)
- [On June 19, the SSE and the CSI announced that they would revise the scheme for the compilation of the SSE Composite Index on July 22, 2020.](#)
- [On June 19, the SSE and the CSI announced that they would release the historical data of the SSE STAR 50 Index after the market close on July 22, 2020, and officially launch the real-time data of the index on July 23.](#)

## Downloads

- [Q&A on Revising Methodology of SSE Composite Index](#)
- [Q&A on Launching SSE STAR 50 Index](#)

## Market Updates

### SSE Main Board

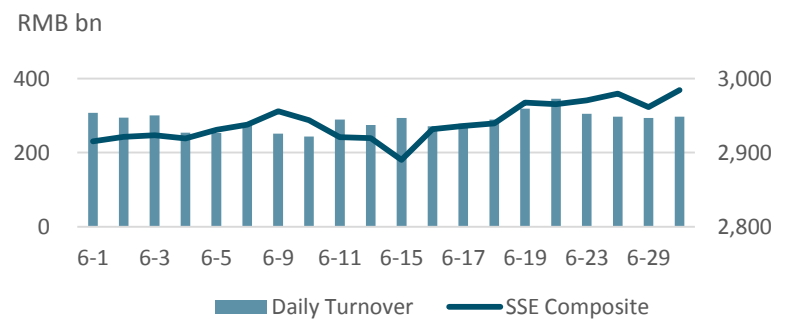
Note: Unless otherwise stated, all the following graphs use the color grey to represent 2019 and indigo to represent 2020.  
Data Range: SSE Main Board A-share Companies

#### June at a Glance

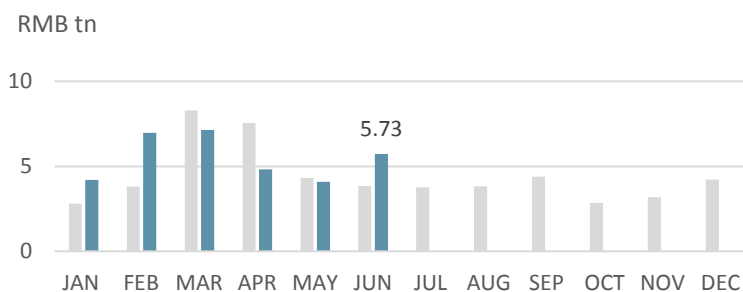
Index	Closing Price	Monthly Gain/Loss	P/E Ratio
SSE Composite	2984.67	4.64	13.90
SSE 180	8640.58	5.26	11.19
SSE 380	5243.16	7.75	18.57
CSI 300	4163.96	7.68	13.27

Note: as of June (2020/6/30)

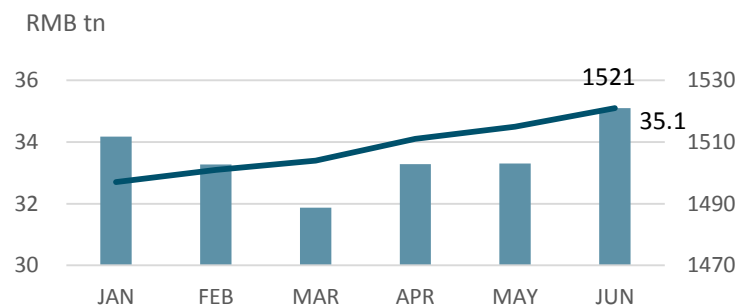
#### SSE Composite & Daily Turnover



#### Monthly Turnover



#### Market Cap. & No. of Listed Comps



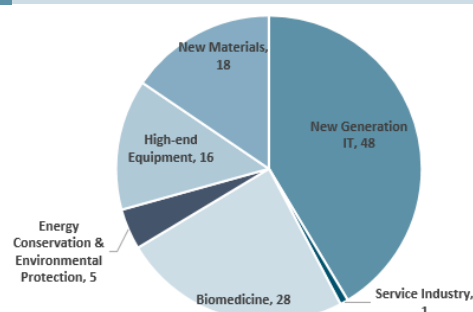
## SSE STAR Market

### Overview

Listed Companies	116
Market Cap	RMB 2 tn
Turnover	RMB 516.11 bn
After-Hours Fixed-Price Trading	RMB 141.7 mn

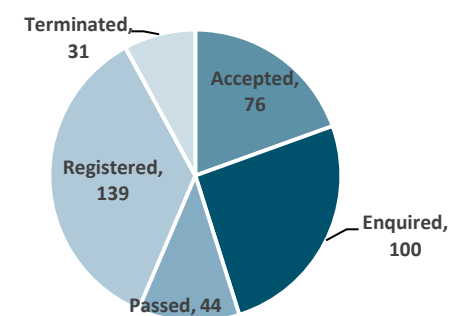
Note: as of June (2020/6/30)

### Sectorial Distribution



Note: as of June (2020/6/30)

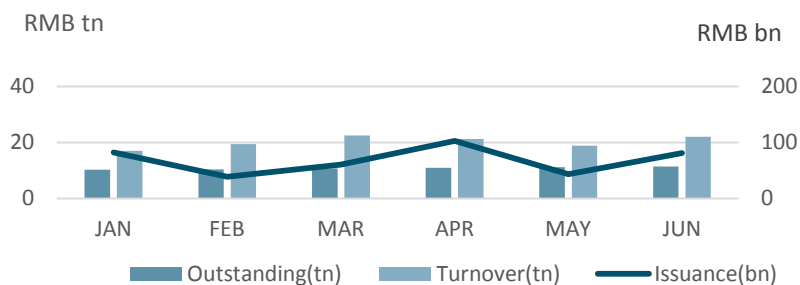
### STAR Market Applications Update



Note: as of June (2020/6/30)

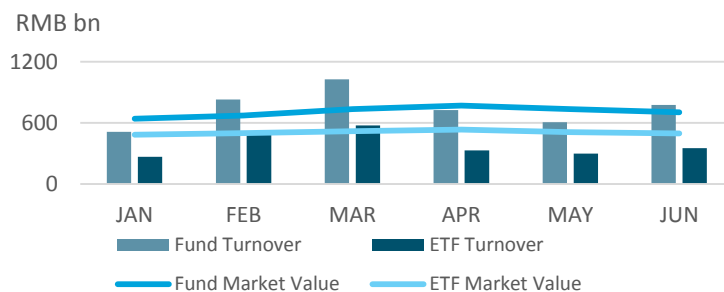
## Bond Market

### Monthly Turnover, Outstanding & Issuance



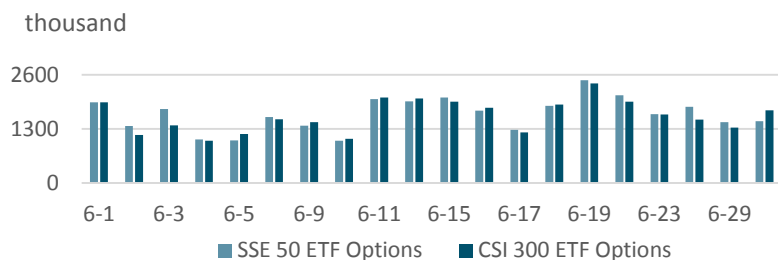
## Fund Market

### Monthly Turnover & Market Value



## Derivatives Market

### Daily No. of Contracts Traded



## QFII/RQFII

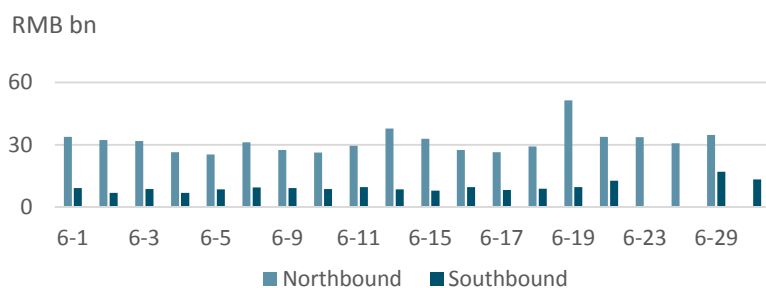
### Licenses Granted

	RQFII	QFII
Licenses Granted	230	295

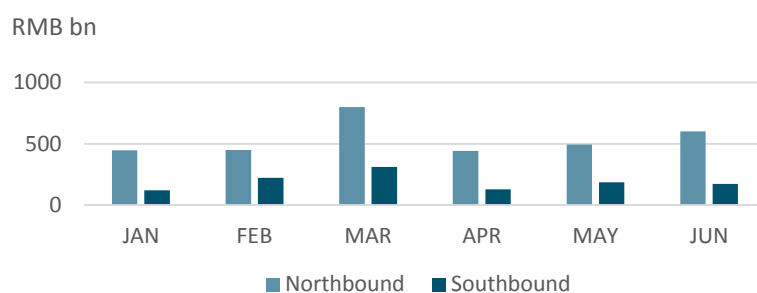
Note: as of May (2020/5/29)

## Shanghai-Hong Kong Stock Connect

### Daily Turnover



### Monthly Turnover



## Fund Raising

### Listing

		No. of Securities	Fund Raising (RMB bn)
SSE Main Board	IPO	6	10.33
	Refinancing	99	64.46
SSE STAR Market	IPO	11	10.66
	Refinancing	1	0.73
Bond		275	270.69

Note: 2020/6/1~2020/6/30

## Disclaimer

Shanghai Stock Exchange endeavors to ensure that the data and other material in this document are correct and complete, but does not accept liability for any error made or omission from this document. Shanghai Stock Exchange shall not be liable for any claims or losses of any nature, arising indirectly or directly from use of the data or material on this document. The reader of this document shall acknowledge and agree that all proprietary rights in the information received shall remain the property of Shanghai Stock Exchange. Reproduction, redistribution and transmission of any information contained in this document is strictly prohibited. Use of this document is confirmation that you have understood and accepted these terms.

Source: SSE, CSRC, SAFE, Wind

Should you have any queries, please feel free to contact [sjwan@sse.com.cn](mailto:sjwan@sse.com.cn) or [yhchen@sse.com.cn](mailto:yhchen@sse.com.cn).

For more information, please visit <http://english.sse.com.cn/home/>.

