

Source: SSE, Wind, as of December 31, 2021.

Monthly News Highlights

CSRC Solicits Public Comments on Revision to the Provisions on the Supervision and Administration of Depository Receipts under the Stock Connect between Shanghai Stock Exchange and London Stock Exchange (for trial implementation)

December 17

To facilitate cross-border investment and financing, promote the global allocation of production resources, and advance the institutional opening-up of the capital markets, the CSRC now proposes revision to the Provisions on the Supervision and Administration of Depository Receipts under the Stock Connect between Shanghai stock exchange and London stock exchange (for trial implementation) (CSRC Announcement [2018] No.30, hereinafter referred to as the “Original Provisions”), whose name would be changed to the Provisions on the Supervision and Administration of Depository Receipts under the Stock Connect Scheme between Domestic and Overseas Stock Exchanges (hereinafter referred to as the Revised Provisions”). The Revised Provisions is open for public comments as of today.

The CSRC Solicits Public Opinions on Rules Regarding Overseas Listings

December 24

The CSRC, jointly with relevant departments under the State Council, proposes to revise the Special Provisions of the State Council Concerning the Overseas Securities Offering and Listing by Limited Stock Companies (No. 160 Order of the State Council), and formulates the Provisions of the State Council on the Administration of Overseas Securities Offering and Listing by Domestic Companies (Draft for Comments), as well as Administrative Measures for the Filing of Overseas Securities Offering and Listing by Domestic Companies (Draft for Comments) as supporting rules. Now the two newly drafted regulations are open for public consultation.

See the full consultation at:

http://www.csrc.gov.cn/csrc_en/c102030/c1662393/content.shtml

The reporter also interviewed relevant officials of the CSRC regarding the background, purposes of the consultation, and transition period arrangements and filing process for overseas listings, and etc.

See the full interview at:

http://www.csrc.gov.cn/csrc_en/c102030/c1662398/content.shtml

The SSE, SZSE, HKEX and CSDC Reached a Consensus on the Inclusion Arrangements of Eligible ETFs into the Stock Connect

December 24

In order to continuously optimize the stock connect scheme between the Chinese Mainland and Hong Kong markets and expand the existing investment scope, according to the joint announcement of CSRC and SFC, the Shanghai Stock Exchange, Shenzhen Stock Exchange, Hong Kong Exchanges and Clearing Ltd., and China Securities Depository and Clearing Co., Ltd. have reached a consensus on the Inclusion Arrangements of Eligible ETFs into the Stock Connect between the Mainland and Hong Kong.

Next, the four parties will pay close attention to business and technical preparations related to the inclusion of

ETFs, including amendments to relevant rules and public consultation. It is estimated that the preparation process will take about 6 months.

http://www.sse.com.cn/aboutus/mediacenter/hotandd/c/c_20211224_5667440.shtml (Chinese)

The SSE Solicits Public Opinions on Rules Regarding DR under Stock Connect Scheme

December 24

Recently, the CSRC solicited public comments on rules regarding Depository Receipts (DR) under the Stock Connect Scheme between Domestic and Overseas Stock Exchanges (available at http://www.csrc.gov.cn/csrc_en/c102030/c1657007/content.shtml). In order to steadily prepare for relevant business and to ensure the smooth launch of the scheme, the SSE has formulated supporting business rules in accordance with the CSRC' rules and solicits public comments.

The business rules open for public comments include the interim measures and three guidelines. The business rules made corresponding adjustments to CDRs' listing conditions, pre-review arrangements with capital raising, trading and cross-border conversion mechanisms, continuous supervision requirements, investor suitability requirements, and several clauses on GDRs.

See the full consultation at:

<http://english.sse.com.cn/news/newsrelease/c/5667436.shtml>

The deadline for feedbacks is **January 16, 2022**.

- Comments or suggestions can be put forward by visiting the SSE official website (<http://www.sse.com.cn>, in Chinese) and then clicking the "public comments" under the "rules" column.
- Emails are accepted by gjhzs@sse.com.cn.
- Written comments or suggestions are welcome to mail to: the Department of International Affairs, Shanghai Stock Exchange, 388 Yanggaonan Road, Pudong New District, Shanghai 200127.

Edited by CHEN Yinghui, Dept. of International Affairs, Shanghai Stock Exchange.

Equity Market

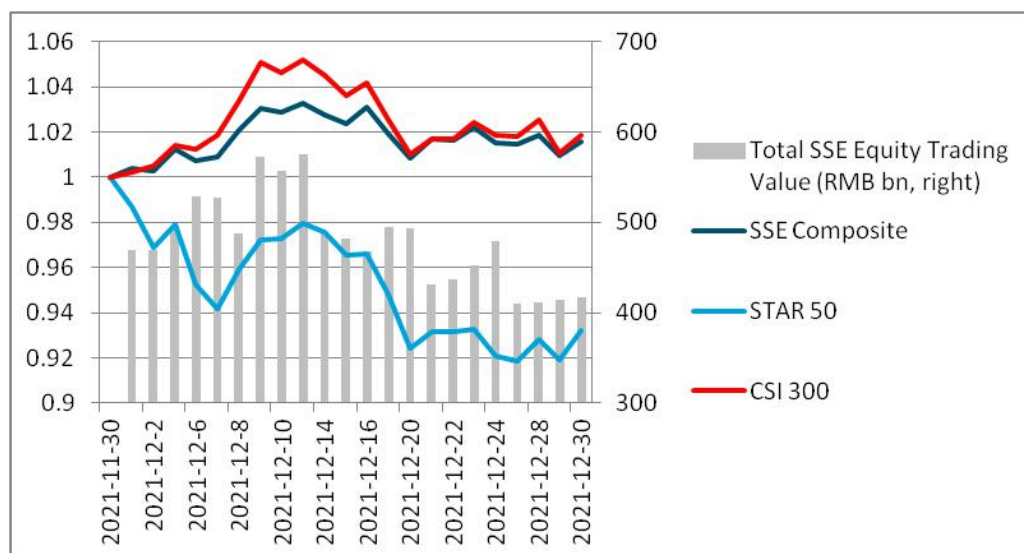
● Market Overview

Boards	No. of Listed Companies	Total Market Value (RMB tn)	PE (LYR)	Average Daily Trading Value (RMB bn)	Average Daily Trading Value MoM Change
Main Board A	1655	5	46.25	16.61	430.23
STAR Market	377	15	5.63	71.64	47.69

● Index Performance

Indexes	Closing Price	Monthly Performance	YTD Performance
SSE Composite	3639.78	2.13%	4.80%
SSE 50	3274.32	3.44%	-10.06%
SSE 180	10130.47	2.35%	-5.19%
STAR 50	1398.19	-5.25%	0.37%
CSI 300	4940.37	2.24%	-5.20%

Index Performance & Equity Trading Value



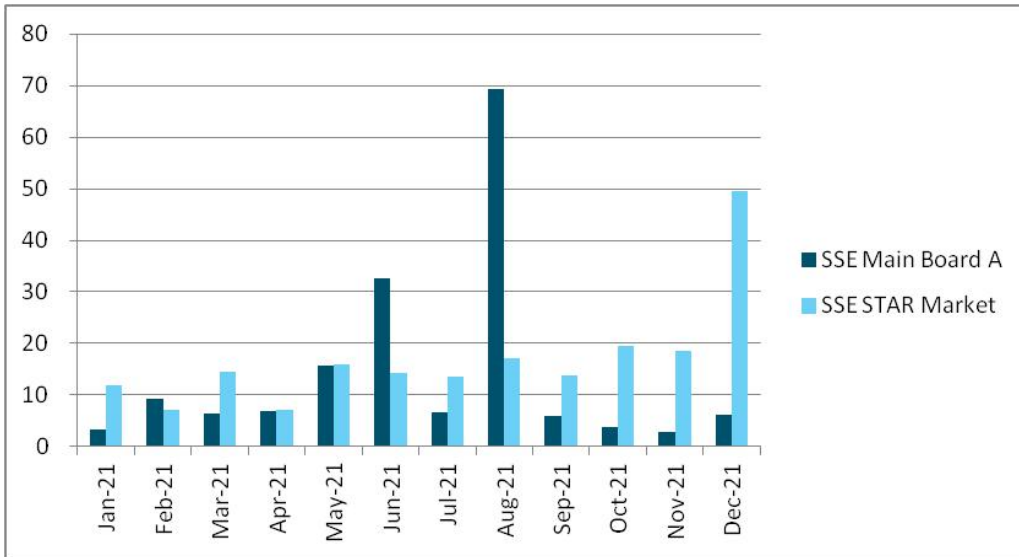
Note: the indexes are rebased to November 30, 2021.

● IPO

2021	Main Board A		STAR Market	
	No. of Newly Listed Companies	IPO Proceeds (RMB bn)	No. of Newly Listed Companies	IPO Proceeds (RMB bn)
January	6	3.22	8	11.96
February	7	9.29	9	7.02
March	8	6.45	19	14.43
April	11	6.81	17	7.19
May	13	15.81	14	15.89
June	9	32.65	19	14.34
July	8	6.53	18	13.55
August	8	69.22	12	17.08
September	5	5.87	10	13.85
October	4	3.84	11	19.56
November	4	2.94	10	18.47
December	5	6.28	15	49.56
Total	88	168.91	162	202.90

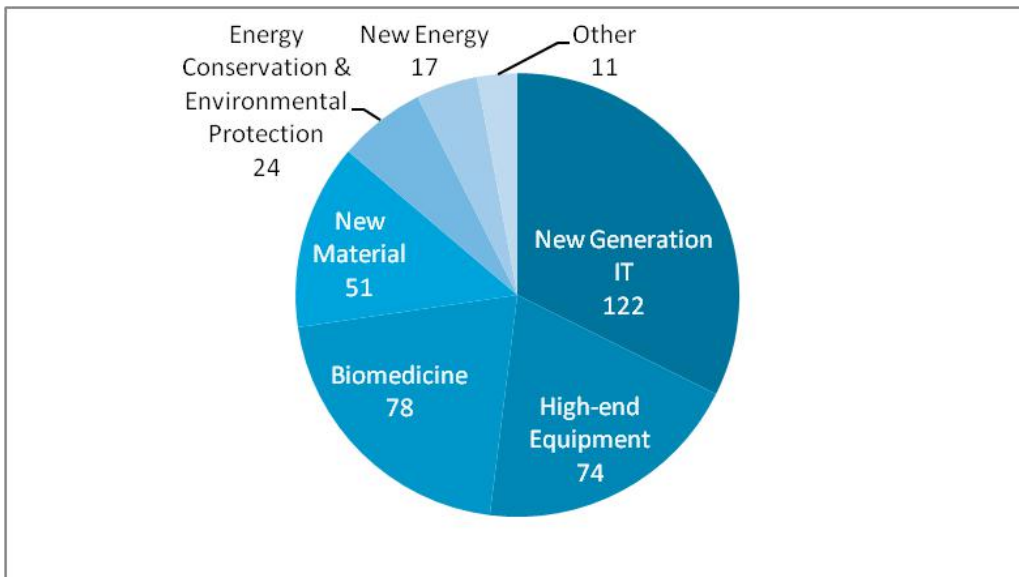
Note: a list of all the newly listed companies this month is available at the last page.

Monthly IPO Proceeds (RMB bn)




● **STAR Market**

STAR Market Sector Distribution (No. of listed companies in the sector)

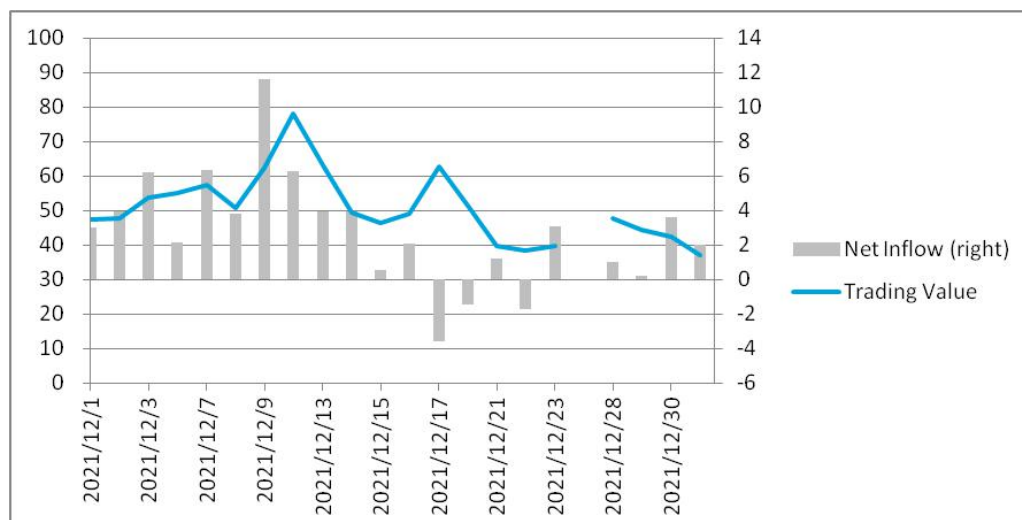


STAR Market IPO Pipeline (No. of issuers in the registration process)



● **Shanghai-Hong Kong Stock Connect**

Northbound Trading Value and Net Inflow (RMB bn)



Bond Market

Bond Types	Market Value (RMB bn)	MoM Change	Average Daily Trading Value (RMB bn)	MoM Change
Treasury bonds	858.79	6.24%	4.19	43.79%
Local government bonds	947.35	6.01%	0.84	20.24%
Financial bonds	129.39	0.29%	0.16	2.31%
Corporate bonds	10404.75	1.47%	3.62	-8.29%
Enterprise bonds	910.21	1.71%	21.57	-5.63%
Convertible bonds	497.79	3.50%	21.49	-33.05%
Asset-backed securities	1514.77	-0.07%	0.34	-16.48%
Total	15263.05	1.91%	52.22	-17.23%

ETF Market

ETF Types	No. of ETFs	Market Value (RMB bn)	MoM Change	Average Daily Trading Value (RMB bn)	MoM Change
Equity ETF	333	724.56	6.25%	26.45	9.08%
Bond ETF	11	18.11	37.40%	2.44	260.45%
Commodity ETF (gold)	8	13.29	9.36%	1.10	-16.76%
Cross-Border ETF	30	91.90	15.89%	5.27	15.50%
Total	382	847.86	7.79%	35.26	14.45%

Note: Exchange-traded money market funds are not included

Derivatives Market

Options	Average Daily No. of Contracts Traded (mn)	MoM Change	No. of Call Options Contracts (mn)	MoM Change	No. of Put Options Contracts (mn)	MoM Change	Put/Call Ratio
SSE 50ETF Options	2.31	21.36%	1.26	22.26%	1.05	20.29%	83.18%
CSI 300 ETF Options	1.39	2.00%	0.71	3.42%	0.69	0.58%	96.93%

Newly Listed Companies

Code	Name	Industry	Market Value (RMB bn)
Main Board			
600927.SH	Yongan Futures Co.,Ltd.	Investment Banking & Brokerage	54.61
603071.SH	ZJMI Environmental Energy Co.,Ltd.	Coal & Consumable Fuels	14.09
603176.SH	Huitong Construction Group Co.,Ltd.	Construction & Engineering	1.14
603216.SH	Mengtian Home Group Inc.	Home Furnishings	5.60
603230.SH	Inner Mongolia Xinhua Distribution Group Co.,Ltd.	Publishing	9.15
STAR Market			
688032.SH	Hoymiles Power Electronics Inc.	Electrical Components & Equipment	28.16
688110.SH	Dosilicon Co., Ltd.	Semiconductors	19.98
688112.SH	Siglent Technologies Co., Ltd.	Electronic Equipment & Instruments	10.45
688151.SH	Hubei Huaqiang High-Tech Co., Ltd.	Industrial Machinery	12.50
688167.SH	Focuslight Technologies Inc.	Semiconductors	19.70
688192.SH	Dizal (Jiangsu) Pharmaceutical Co., Ltd.	Pharmaceuticals	14.96
688206.SH	Primarius Technologies Co., Ltd.	Semiconductors	15.92
688210.SH	Shenzhen Pacific Union Precision Manufacturing Co., Ltd.	Electronic Components	3.32
688227.SH	Bingo Software Co., Ltd.	Internet Software & Services	3.63
688230.SH	Shanghai Prisemi Electronics Co.,Ltd.	Electronic Equipment & Instruments	8.57
688235.SH	BeiGene, Ltd.	Pharmaceuticals	177.62
688236.SH	Beijing Chunlizhengda Medical Instruments Co.,Ltd.	Health Care Supplies	9.09
688246.SH	Goodwill E-Health Info Co., Ltd.	IT Consulting & Other Services	5.04
688248.SH	China Southern Power Grid Technology Co.,Ltd.	Electrical Components & Equipment	13.04
688265.SH	Shanghai Model Organisms Center, Inc.	Life Sciences Tools & Services	5.46

Edited by LI Tianfang, Dept. of International Affairs, Shanghai Stock Exchange.