



SSE Newsletter – July

Source: SSE, Wind, as of July 30, 2021.

Monthly News Highlights

The 11th SSE General Meeting Held Successfully

2 July

http://www.sse.com.cn/aboutus/mediacenter/hotandd/c/c_20210702_5513287.shtml (in Chinese)

SSE Issues a Consultation and Communication Guideline for Review of the STAR Market

16 July

1. Clarify the scope of consultation and communication

The consultation and communication can be taken during three phases: before the application, after the issuance of the first round of inquiry letter and after the review meeting of Listing Committee.

2. Clarify consultation and communication methods and the responsibilities of sponsors

The consultation and communication should generally be in written ways. In terms of complex problems which really need face-to-face communication, appointment for on-site consultation is also available. The sponsors should send all the issues that need consultation and communication at one time after checking the quality of the materials.

3. Clarify the response requirements for communication and consultation

After receiving the consultation and communication materials, the reviewing staff should conduct analysis and research in time, reply within the prescribed time limit, and give clear opinions and suggestions.

4. Clarify the discipline and supervision requirements

The whole process of consultation and communication shall be subject to discipline inspection. At least two people will participate in the on-site consultation, and the whole process will be recorded.

http://www.sse.com.cn/aboutus/mediacenter/hotandd/c/c_20210716_5523269.shtml (in Chinese)

The Forum of SSE STAR Market Listed Companies Was Successfully Held

22 July

On the afternoon of July 22, on the occasion of the second anniversary of the STAR Market, the SSE organized a forum for STAR Market listed companies. Representatives from 10 listed companies attended the meeting and made speeches.

Downloads

[Guidelines No. 2 of Shanghai Stock Exchange for Application of Rules for Issuance and Listing Review of Corporate Bonds - Specific Types](#) (in Chinese)

[Relevant Guidelines on the Reviewing Rules of Transferring to STAR Market from NEEQ](#) (in Chinese)

Equity Market

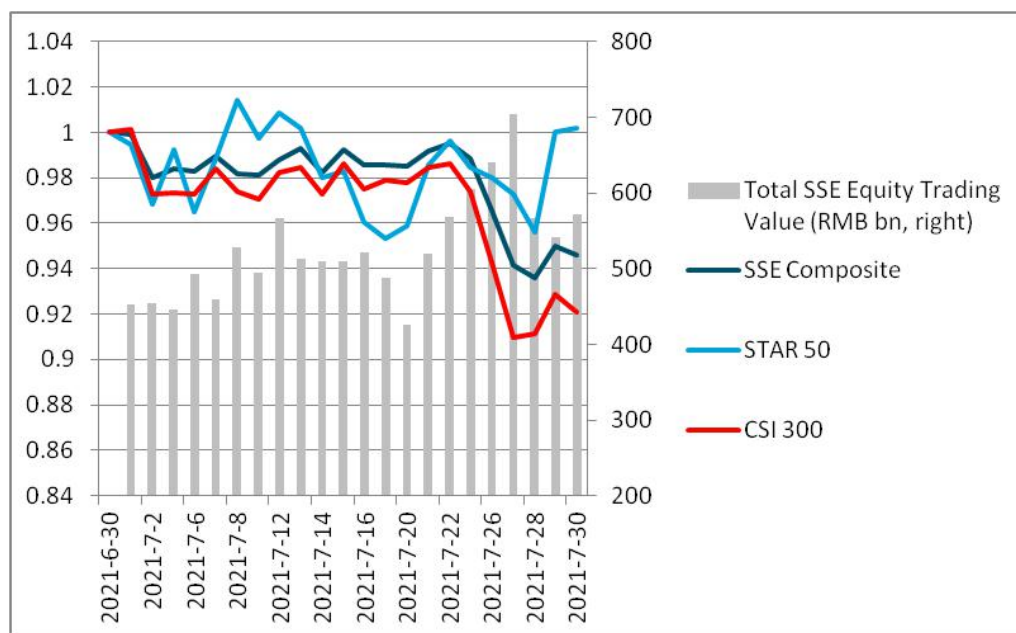
● Market Overview

Boards	No. of Listed Companies	Total Market Value (RMB tn)	PE (LYR)	Average Daily Trading Value (RMB bn)	Average Daily Trading Value MoM Change
Main Board A	1631	41.87	15.29	462.79	17.19%
STAR Market	319	5.01	75.21	63.32	28.78%

● Index Performance

Indexes	Closing Price	Monthly Performance	YTD Performance
SSE Composite	3397.36	-5.40%	-2.18%
SSE 50	3132.82	-10.46%	-13.95%
SSE 180	9709.09	-7.94%	-9.14%
STAR 50	1591.22	0.19%	14.23%
CSI 300	4811.17	-7.90%	-7.68%

Index Performance & Equity Trading Value



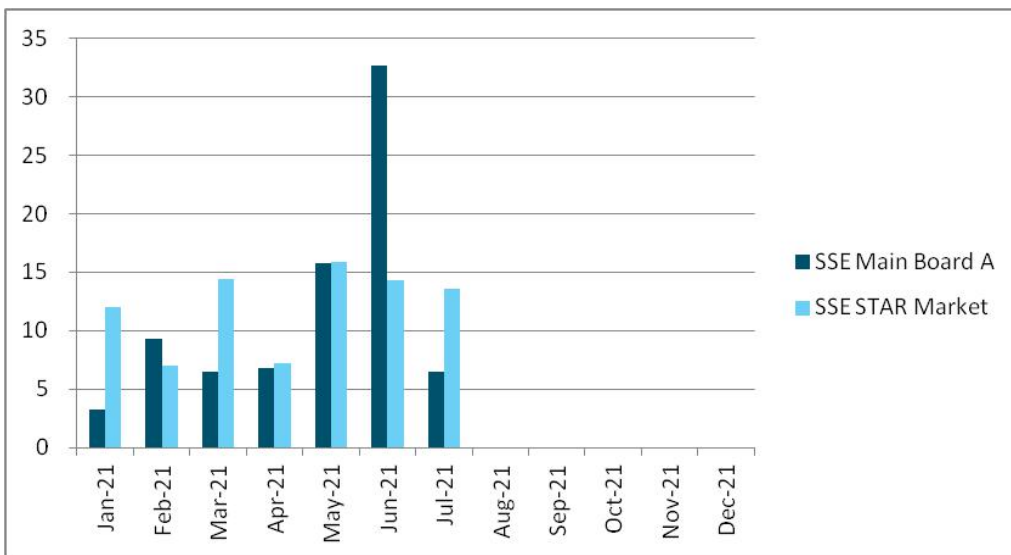
Note: the indexes are rebased to June 30, 2020.

● IPO

2021	Main Board A		STAR Market	
	No. of Newly Listed Companies	IPO Proceeds (RMB bn)	No. of Newly Listed Companies	IPO Proceeds (RMB bn)
January	6	3.22	8	11.96
February	7	9.29	9	7.02
March	8	6.45	19	14.43
April	11	6.81	17	7.19
May	13	15.81	14	15.89
June	9	32.65	19	14.34
July	8	6.53	18	13.55

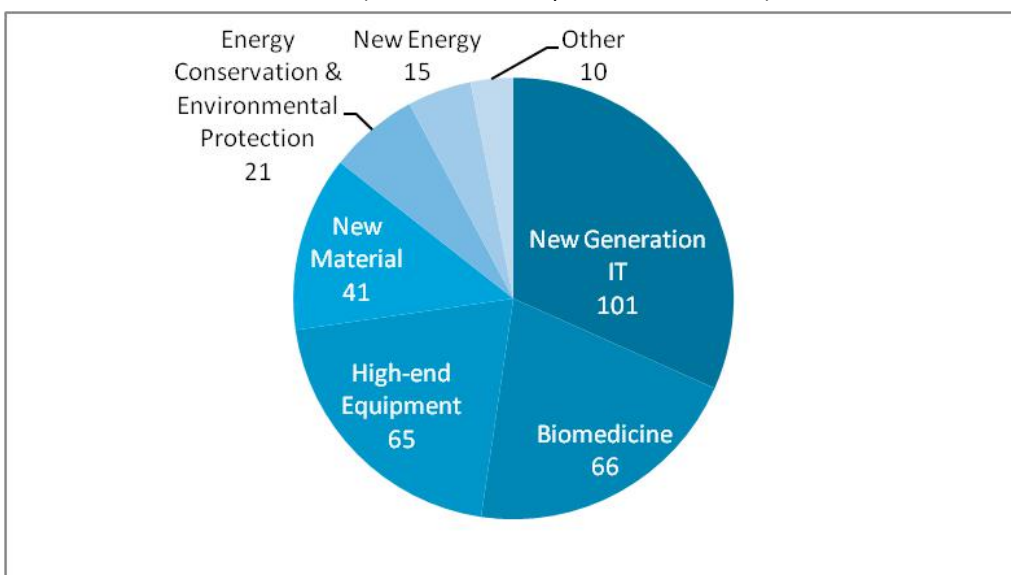
Note: a list of all the newly listed companies is available at the last page.

Monthly IPO Proceeds (RMB bn)




● STAR Market

STAR Market Sector Distribution (No. of listed companies in the sector)

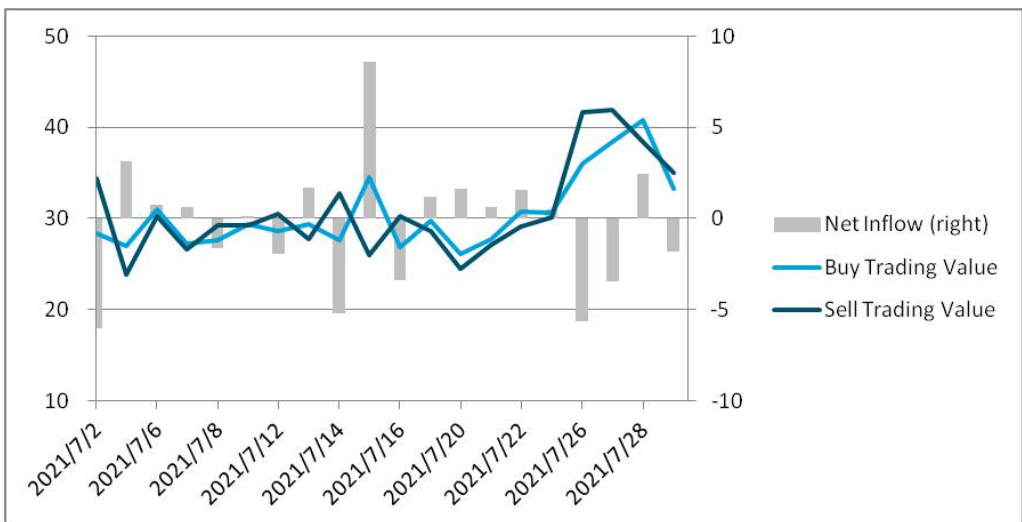


STAR Market IPO Pipeline (No. of issuers in the registration process)



● Shanghai-Hong Kong Stock Connect

Northbound Trading Value and Net Inflow (RMB bn)



Bond Market

Bond Types	Market Value (RMB bn)	MoM Change	Average Daily Trading Value (RMB bn)	MoM Change
Treasury bonds	761.78	-3.29%	3.22	6.82%
Local government bonds	764.37	3.29%	0.25	-17.15%
Financial bonds	125.76	0.27%	0.08	-2.73%
Corporate bonds	9895.72	1.00%	2.86	26.29%
Enterprise bonds	831.23	2.03%	21.09	1.99%
Convertible bonds	443.24	2.91%	18.04	-15.55%
Asset-backed securities	1510.62	1.57%	0.34	5.03%
Total	14332.71	1.05%	45.89	-4.47%

ETF Market

ETF Types	No. of ETFs	Market Value (RMB bn)	MoM Change	Average Daily Trading Value (RMB bn)	MoM Change
Equity ETF	278	601.07	-1.29%	24.67	23.25%
Bond ETF	13	13.05	3.03%	0.43	33.66%
Commodity ETF (gold)	8	12.29	1.74%	1.64	9.37%
Cross-Border ETF	28	57.41	2.00%	4.70	49.34%
Total	327	683.82	-0.89%	31.45	25.83%

Note: Exchange-traded money market funds are not included

Derivatives Market

Options	Average Daily No. of Contracts Traded (mn)	MoM Change	No. of Call Options Contracts (mn)	MoM Change	No. of Put Options Contracts (mn)	MoM Change	Put/Call Ratio
SSE 50ETF Options	2.71	13.60%	1.49	5.86%	1.23	24.64%	82.47%
CSI 300 ETF Options	1.99	21.70%	1.03	13.34%	0.96	32.21%	92.71%

Newly Listed Companies

Code	Name	Industry	Market Value (RMB bn)
Main Board			
601921.SH	Zhejiang Publishing & Media Co., Ltd.	Publishing	25.51
605020.SH	Zhejiang Yonghe Refrigerant Co., Ltd.	Commodity Chemicals	9.61
605028.SH	Ningbo Shimao Energy Co.,Ltd.	Multi-Utilities	3.37
605056.SH	Xianheng International Science&Technology Co., Ltd.	Consumer Electronics	10.20
605162.SH	Zhejiang Xinzhonggang Thermal Power Co., LTD.	Multi-Utilities	4.34
605167.SH	Jiangsu Libert Inc.	Construction & Engineering	5.04
605287.SH	Decai Decoration Co.,Ltd	Construction & Engineering	2.92
605365.SH	Leedarson Iot Technology Inc.	Household Appliances	11.86
STAR Market			
688038.SH	Wuhan Citms Technology Co.,Ltd	IT Consulting & Other Services	2.76
688071.SH	Shanghai W-Ibada High Tech.Group Co., Ltd.	Automobile Manufacturers	2.76
688087.SH	Shandong Intco Recycling Resources Co., Ltd.	Commodity Chemicals	14.63
688226.SH	Wetown Electric Group Co., Ltd.	Electrical Components & Equipment	2.49
688239.SH	Guizhou Aviation Technical Development Co., Ltd	Aerospace & Defense	7.94
688296.SH	Zhejiang Heda Technology Co.,Ltd	Internet Software & Services	3.99
688303.SH	Xinjiang Daqo New Energy Co.,Ltd.	Semiconductors	130.19
688305.SH	Kede Numerical Control Co., Ltd.	Electrical Components & Equipment	10.16
688499.SH	Guangdong Lyric Robot Automation Co., Ltd.	Industrial Machinery	27.50
688501.SH	Qingdao Daneng Environmental Protection Equipment Co., Ltd.	Heavy Electrical Equipment	1.66
688509.SH	Zhengyuan Geomatics Group Co.,Ltd.	Construction & Engineering	5.57
688511.SH	Sichuan Tianwei Electronic Co.,LTD.	Electronic Equipment & Instruments	8.60
688718.SH	Wave Cyber (Shanghai)Co., Ltd.	Commodity Chemicals	7.71
688768.SH	Anhui Ronds Science&Technology Incorporated Company	Electronic Equipment & Instruments	5.09
688789.SH	Hangzhou Honghua Digital Technology Stock Company LTD.	Industrial Machinery	20.90
688793.SH	Shenzhen Breo Technology Co.,Ltd	Health Care Equipment	7.30
688799.SH	Hunan Warrant Pharmaceutical Co.,Ltd.	Chinese Traditional Medicine	4.17
688800.SH	Suzhou Recodeal Interconnect System Co.,Ltd.	Electronic Equipment & Instruments	10.11