



SSE Newsletter - March

Source: SSE, Wind, as of March 31, 2021.

Monthly News Highlights

Take the China-Central and Eastern European Capital Market Collaboration to the Next Stage: Shanghai Stock Exchange Signs MOU with Belgrade Stock Exchange

11, Mar

On March 9, 2021, the Shanghai Stock Exchange (SSE) and the Belgrade Stock Exchange (BELEX) signed a Memorandum of Understanding (MoU) to foster cooperation in information, research, staff exchange and product development. The signing ceremony was held virtually with Mr. Cai Jianchun, President of the SSE, and Mr. Siniša Krneta, CEO of BELEX, representing the two exchanges.

<http://english.sse.com.cn/news/newsrelease/c/5336532.shtml>

The SSE Finished the Preparation of Rules, Projects and Technology of Publicly Offered REITs

25, Mar

The SSE recently organized an online test of public offered REITs. A total of 106 institutions participated and passed the test. By now, the preparation work of the publicly offered REITs including rules, projects and technology has been completed.

The SSE Successfully Held “Tracking China Through Indexes” Virtual Roadshow

30, Mar

The event set the morning and afternoon sessions to meet the needs of investors from different time zones. It attracted more than 200 institutional representatives from more than 20 countries and regions.

You can access the reply via the link below:

<http://english.sse.com.cn/news/mediagalleries/conference/c/5361968.shtml>

Downloads

2020 China’s Balance of Payment Report

<http://www.safe.gov.cn/safe/2021/0326/18626.html> (in Chinese)

Equity Market

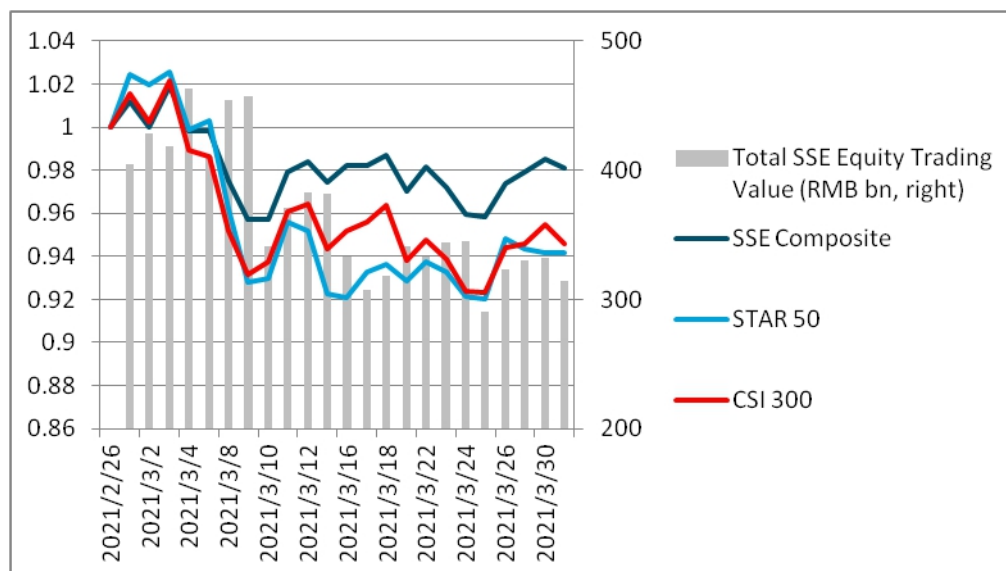
● Market Overview

Boards	No. of Listed Companies	Total Market Value (RMB tn)	PE (LYR)	Average Daily Trading Value (RMB bn)	Average Daily Trading Value MoM Change
Main Board A	1595	42.08	15.82	344.44	-15.51%
STAR Market	251	3.20	80.55	21.87	-21.61%

● Index Performance

Indexes	Closing Price	Monthly Performance	YTD Performance
SSE Composite	3441.91	-1.91%	-0.90%
SSE 50	3539.37	-5.79%	-2.78%
SSE 180	10431.00	-4.82%	-2.38%
STAR 50	1248.33	-5.83%	-10.39%
CSI 300	5048.36	-5.40%	-3.13%

Index Performance & Equity Trading Value



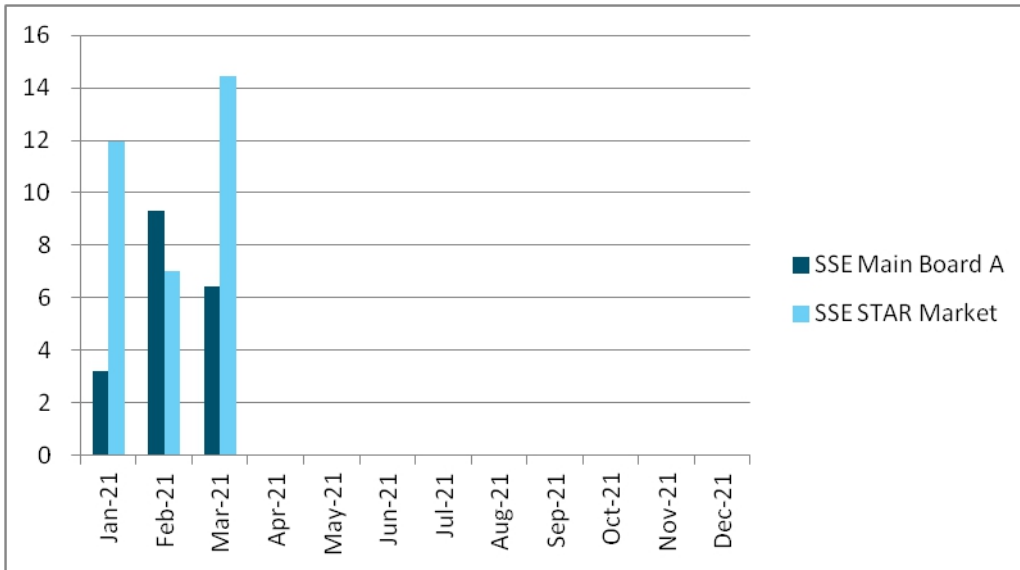
Note: the indexes are rebased to Feb 26, 2020.

● IPO

	Main Board A		STAR Market	
	No. of Newly Listed Companies	IPO Proceeds (RMB bn)	No. of Newly Listed Companies	IPO Proceeds (RMB bn)
2021-Jan	6	3.22	8	11.96
2021-Feb	7	9.29	9	7.02
2021-Mar	8	6.45	19	14.43

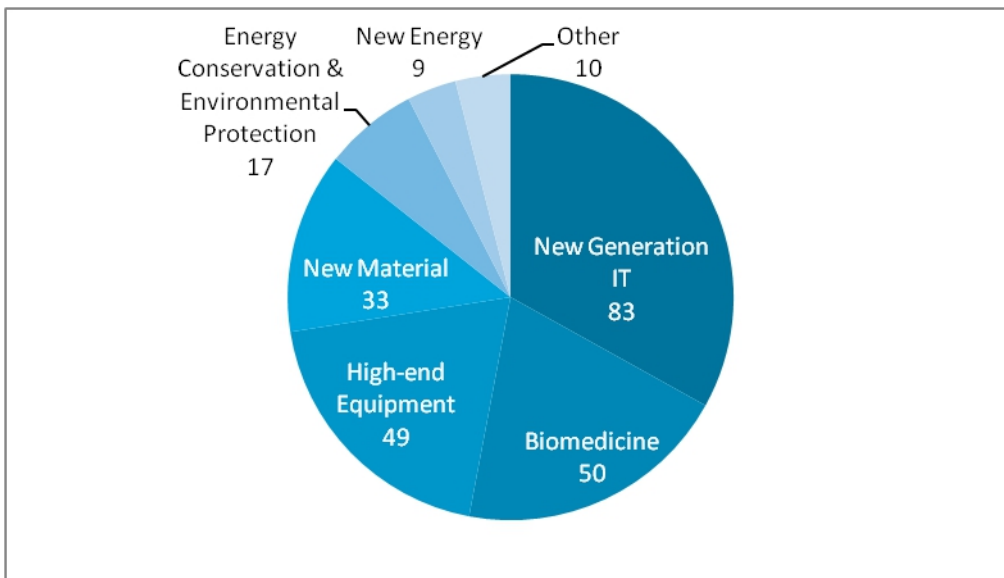
Note: a list of all the newly listed companies is available at the last page.

Monthly IPO Proceeds (RMB bn)




● STAR Market

STAR Market Sector Distribution (No. of listed companies in the sector)



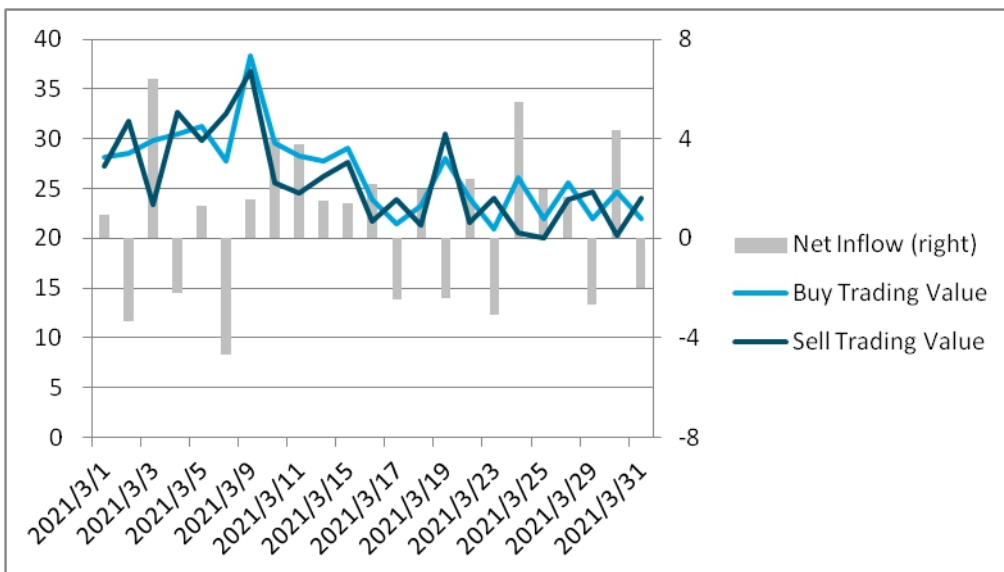
STAR Market IPO Pipeline (No. of issuers in the registration process)



Note: As of April 1, 2021

● **Shanghai-Hong Kong Stock Connect**

Trading Value and Net Inflow (RMB bn)



Bond Market

Bond Types	Market Value (RMB bn)	MoM Change	Average Daily Trading Value (RMB bn)	MoM Change
Treasury bonds	726.62	3.09%	1.96	-10.91%
Local government bonds	731.44	4.20%	0.20	52.62%
Financial bonds	110.80	6.93%	0.41	263.92%
Corporate bonds	9454.89	0.68%	2.59	24.96%
Enterprise bonds	769.11	1.70%	18.58	7.48%
Convertible bonds	400.70	-1.82%	17.12	13.98%
Asset-backed securities	1480.06	0.17%	0.57	18.56%
Total	13673.61	0.96%	41.43	11.06%

ETF Market

ETF Types	No. of ETFs	Change	Market Value (RMB bn)	MoM Change	Average Daily Trading Value (RMB bn)	MoM Change
Equity ETF	237	+26	580.18	-3.25%	19.08	-26.55%
Bond ETF	14	-1	12.41	-3.36%	0.28	16.73%
Commodity ETF (gold)	8	0	12.65	0.50%	1.50	17.69%
Cross-Border ETF	20	+1	42.32	-3.52%	3.30	-19.29%
Total	279	+26	647.56	-3.20%	24.15	-23.50%

Derivatives Market

Options	Average Daily No. of Contracts Traded (mn)	MoM Change	No. of Call Options Contracts (mn)	MoM Change	No. of Put Options Contracts (mn)	MoM Change	Put/Call Ratio
SSE 50ETF Options	2.79	-4.17%	1.41	-10.00%	1.38	2.62%	97.70%
CSI 300 ETF Options	2.30	-4.42%	1.15	-9.43%	1.15	1.22%	99.36%

Newly Listed Companies in February

Code	Name	Listing Venue	Industry	Market Value (RMB bn)
688659.SH	Anhui Yuanchen Environmental Protection Science & Technology Co., Ltd.	STAR Market	Environmental & Facilities Services	2.71
688626.SH	Xiangyu Medical Co.,Ltd.	STAR Market	Biotechnology	7.17
688109.SH	Hangzhou Pinming Software Co., Ltd	STAR Market	Electronic Components	4.21
688661.SH	Suzhou Uigreen Micro&Nano Technologies Co.,Ltd	STAR Market	Electronic Components	3.52
688329.SH	Suzhou Iron Technology Co.,Ltd.	STAR Market	Managed Health Care	2.06
688195.SH	Optowide Technologies Co., Ltd.	STAR Market	Electronic Components	2.38
603759.SH	Haitian Water Group Co.,Ltd	Main Board	Water Utilities	6.70
688606.SH	Hangzhou Alltest Biotech Co., Ltd.	STAR Market	Biotechnology	7.33
688633.SH	Nantong Xingqiu Graphite Co., Ltd.	STAR Market	Industrial Machinery	3.59
688609.SH	Unionman Technology Co., Ltd.	STAR Market	Electronic Equipment & Instruments	4.56
605389.SH	JiangSu Changling Hydraulic Co.,Ltd	Main Board	Industrial Machinery	6.82
605286.SH	Jiangsu Tongli Risheng Machinery Co., Ltd.	Main Board	Industrial Machinery	5.45
688092.SH	Hangzhou Iecho Science & Technology Co., Ltd.	STAR Market	Industrial Machinery	2.02
688616.SH	Hangzhou Xili Intelligent Technology Co.,Ltd.	STAR Market	Electrical Components & Equipment	2.21
688456.SH	GRIPM Advanced Materials Co., Ltd.	STAR Market	Metals & Nonmetals	3.08
688316.SH	QingCloud Technologies Corp.	STAR Market	Internet Software & Services	2.83
688667.SH	Wuhan LinControl Automotive Electronics Co., Ltd.	STAR Market	Auto Parts & Equipment	6.66
688083.SH	Zwsoft Co.,Ltd.(Guangzhou)	STAR Market	Application Software	27.19
605122.SH	Chongqing Sifang New Material Co., Ltd.	Main Board	Construction Materials	5.54
688676.SH	Hainan Jinpan Smart Technology Co., Ltd.	STAR Market	Electrical Components & Equipment	7.11
688328.SH	Shenzhen S-king Intelligent Equipment Co., Ltd.	STAR Market	Industrial Machinery	2.42
605208.SH	Shanghai Yongmaotai Automotive Technology Co., Ltd.	Main Board	Aluminum	4.50
688696.SH	Chengdu XGimi Technology Co., Ltd.	STAR Market	Electronic Equipment & Instruments	23.15
688079.SH	Hangzhou Mdk Opto Electronic Corporation Limited	STAR Market	Electronic Components	6.16
605060.SH	Allied Machinery Co.,Ltd.	Main Board	Industrial Machinery	4.33
605303.SH	Hangzhou Landscaping Co.,Ltd.	Main Board	Construction & Engineering	3.82
605298.SH	Jiangsu Bide Science and Technology Co., Ltd.	Main Board	Industrial Machinery	2.60