

SSE Newsletter

In this issue

- Monthly Highlights
- Market Updates
- Fund Raising
- Downloads
- Upcoming Event

Monthly Highlights

- On Sep 4, the SSE publicly solicits comments on supporting rules of Infrastructure REITs.
- On Sep 10, the first batch of ETFs tracking the STAR 50 index was officially approved by the CSRC.
- On Sep 18, CAPCO, SSE and SZSE released the lists of top dividend-paying companies based on the total dividend payment and the dividend payout ratio in the past year and the past three years.

Downloads

[Opinions on Further Improve the Quality of Listed Companies](#) (Chinese)

Upcoming Event

Shanghai Stock Exchange Global Investors Conference 2020
27-29 Oct Shanghai

The registration link:

<https://survey.sse.com.cn/q/zqbYox>

For more info:

<http://www.sse.com.cn/home/theme/GIC2020/index.html>

Market Updates

SSE Main Board

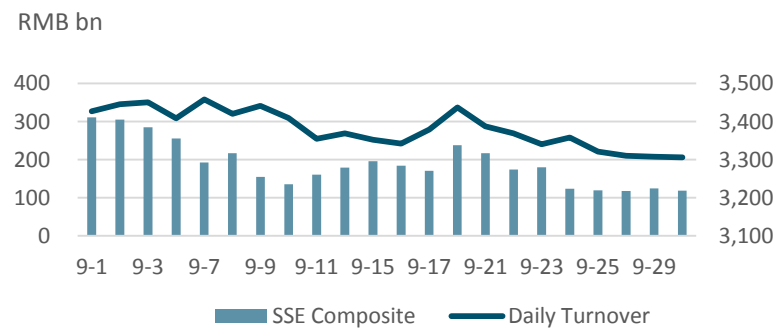
Note: Unless otherwise stated, all the following graphs use the color grey to represent 2019 and indigo to represent 2020.
Data Range: SSE Main Board A-share Companies

September at a Glance

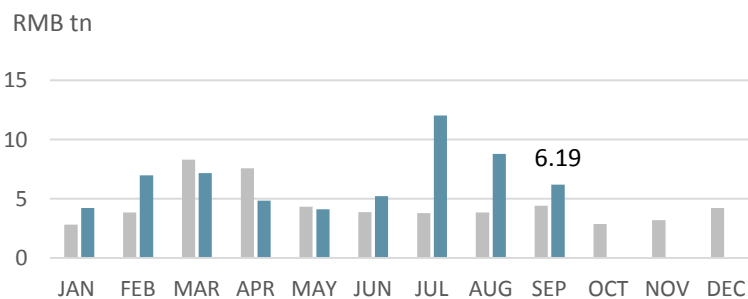
Index	Closing Price	Monthly Gain/Loss	P/E Ratio
SSE Composite	3218.05	-5.23	15.28
SSE 180	9520.34	-4.26	12.23
SSE 380	5603.40	-7.50	19.99
CSI 300	4587.40	-4.75	14.60

Note: as of Sep (2020/9/30)

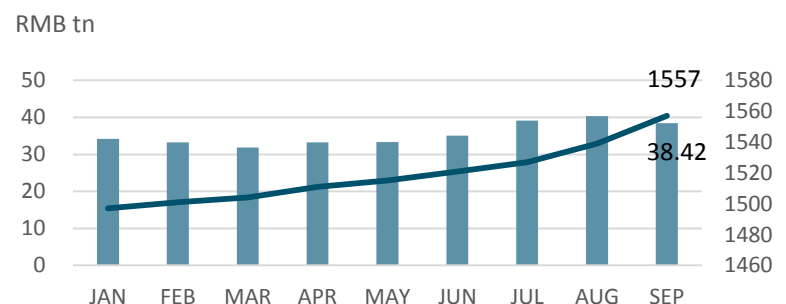
SSE Composite & Daily Turnover



Monthly Turnover



Market Cap. & No. of Listed Comps



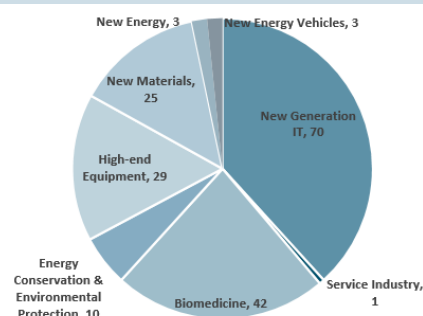
SSE STAR Market

Overview

Listed Companies	183
Market Cap	RMB 2.87 tn
Turnover	RMB 583.5 bn
After-Hours Fixed-Price Trading	RMB 107 mn

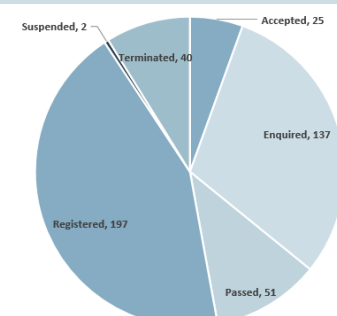
Note: as of Sep (2020/9/30)

Sectorial Distribution



Note: as of Sep (2020/9/30)

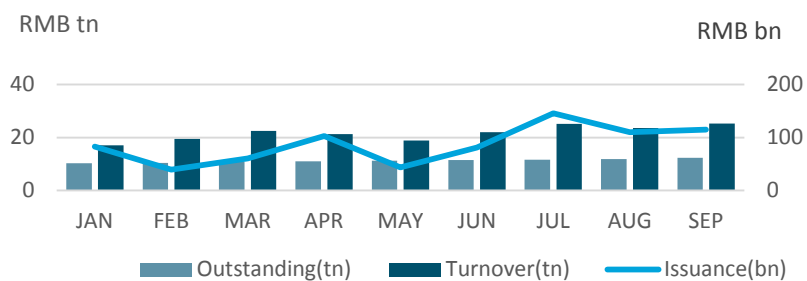
STAR Market Applications Update



Note: as of Sep (2020/9/30)

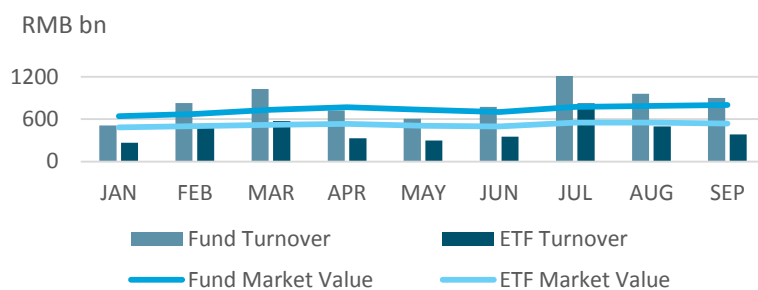
Bond Market

Monthly Turnover, Outstanding & Issuance



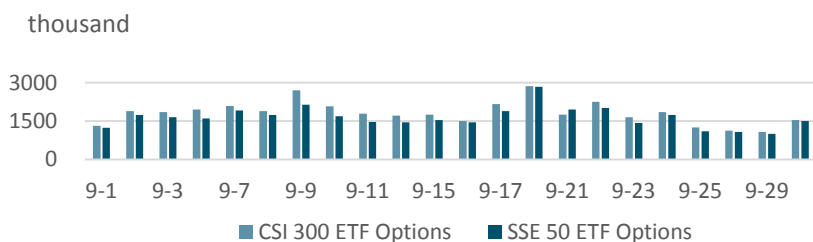
Fund Market

Monthly Turnover & Market Value



Derivatives Market

Daily No. of Contracts Traded



QFII/RQFII

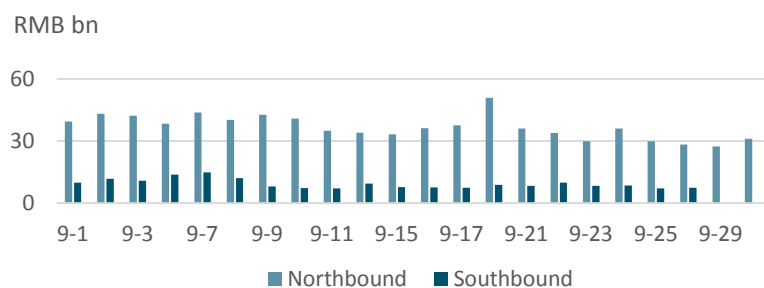
Licenses Granted

	RQFII	QFII
Licenses Granted	256	322

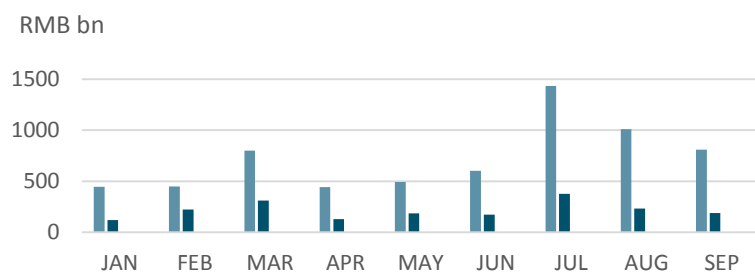
Note: as of Aug (2020/8/31)

Shanghai-Hong Kong Stock Connect

Daily Turnover



Monthly Turnover



Fund Raising

Listing

		No. of Securities	Fund Raising (RMB bn)
SSE Main Board	IPO	18	11.88
	Refinancing	115	73.40
SSE STAR Market	IPO	18	19.06
	Refinancing	1	0.01
Bond		590	529.90

Note: 2020/9/1~2020/9/31

Disclaimer

Shanghai Stock Exchange endeavors to ensure that the data and other material in this document are correct and complete, but does not accept liability for any error made or omission from this document. Shanghai Stock Exchange shall not be liable for any claims or losses of any nature, arising indirectly or directly from use of the data or material on this document. The reader of this document shall acknowledge and agree that all proprietary rights in the information received shall remain the property of Shanghai Stock Exchange. Reproduction, redistribution and transmission of any information contained in this document is strictly prohibited. Use of this document is confirmation that you have understood and accepted these terms.

Source: SSE, CSRC, SAFE, Wind

Should you have any queries, please feel free to contact sjwan@sse.com.cn or yhchen@sse.com.cn.

For more information, please visit <http://english.sse.com.cn/home/>.

