

SSE Newsletter

In this issue

- Monthly Highlights
- Market Updates
- Fund Raising
- Downloads

Monthly Highlights

- On July 22, the SSE STAR Market celebrated its one-year anniversary. The number of listed companies on the STAR Market reached 140, and the total market cap reached RMB 2.79 trillion (USD 399 billion).
- On July 23, the SSE and the China Securities Index Company Limited (CSI) officially launched the real-time data of the SSE STAR Market 50 Index (STAR 50).
- On July 22, The SSE and the CSI revised the compilation method of the SSE Composite Index. After the revision, stocks under risk alert are removed, newly listed stocks have to wait for a longer time to be included, and securities listed on the SSE STAR Market are included.

Downloads

- [Q&A on SSE Releasing Rules for Refinancing on SSE STAR Market](#)
- [Q&A on Disclosure of 2019 Annual Reports of Corporate Bonds and Asset-backed Securities](#)

Market Updates

SSE Main Board

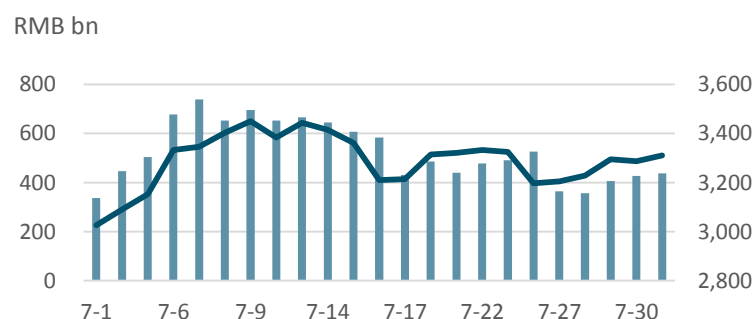
Note: Unless otherwise stated, all the following graphs use the color grey to represent 2019 and indigo to represent 2020.
Data Range: SSE Main Board A-share Companies

July at a Glance

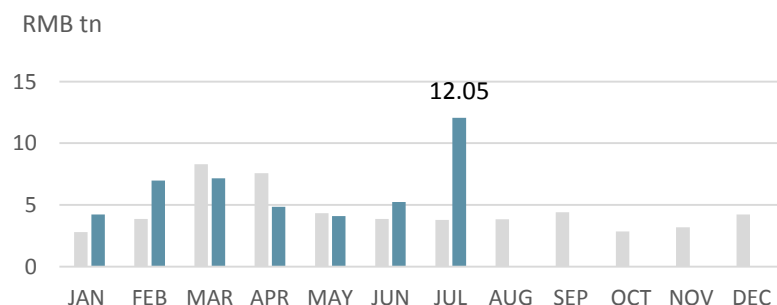
Index	Closing Price	Monthly Gain/Loss	P/E Ratio
SSE Composite	3310.01	10.90	15.58
SSE 180	9612.92	11.25	12.31
SSE 380	5918.36	12.88	20.83
CSI 300	4695.05	12.75	14.84

Note: as of July (2020/7/31)

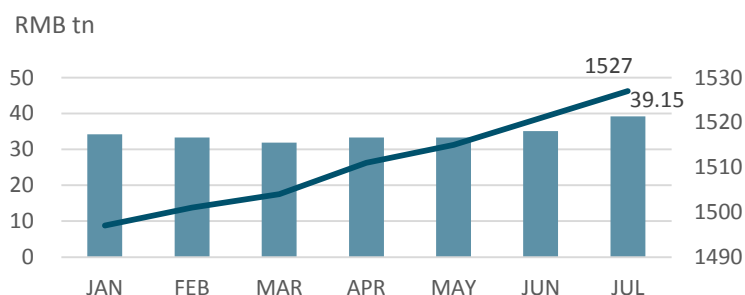
SSE Composite & Daily Turnover



Monthly Turnover



Market Cap. & No. of Listed Comps



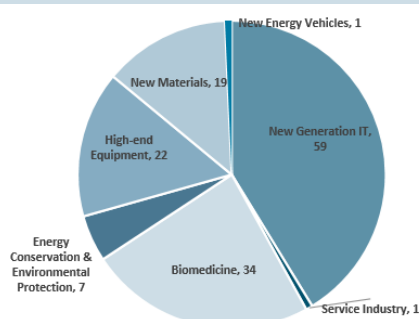
SSE STAR Market

Overview

Listed Companies	143
Market Cap	RMB 2.87 tn
Turnover	RMB 1.21 tn
After-Hours Fixed-Price Trading	RMB 332.1 mn

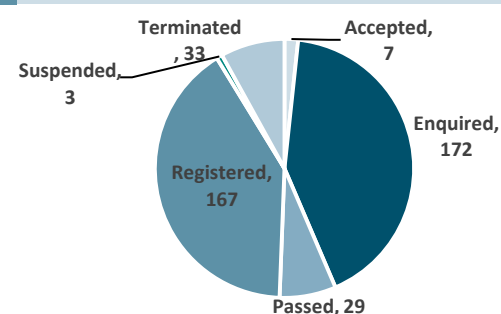
Note: as of July (2020/7/31)

Sectorial Distribution



Note: as of July (2020/7/31)

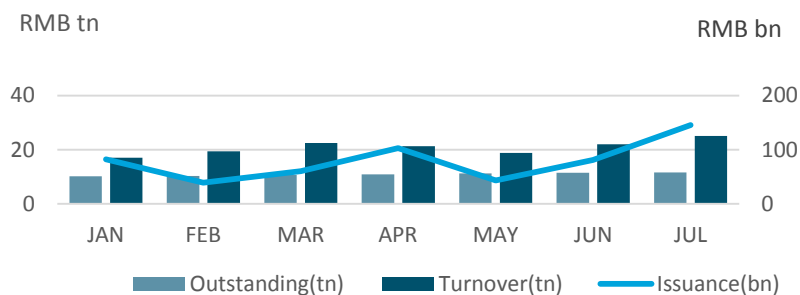
STAR Market Applications Update



Note: as of July (2020/7/31)

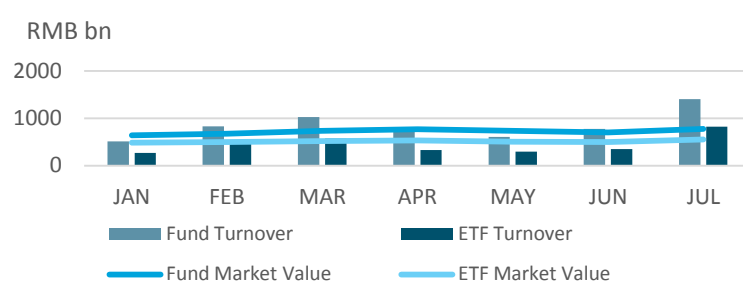
Bond Market

Monthly Turnover, Outstanding & Issuance



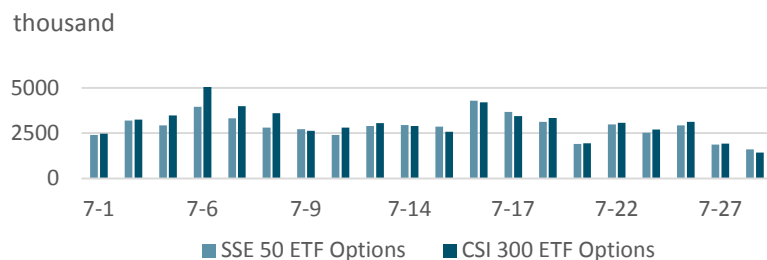
Fund Market

Monthly Turnover & Market Value



Derivatives Market

Daily No. of Contracts Traded



QFII/RQFII

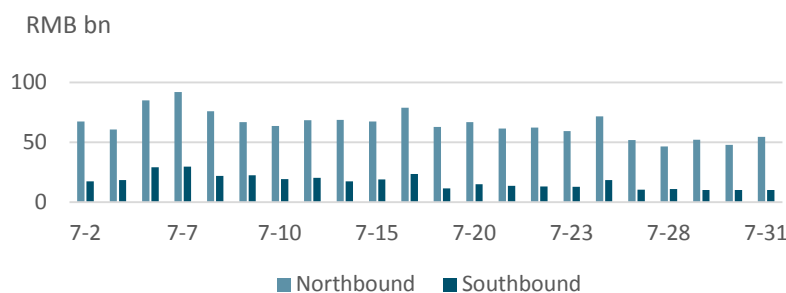
Licenses Granted

	RQFII	QFII
Licenses Granted	256	322

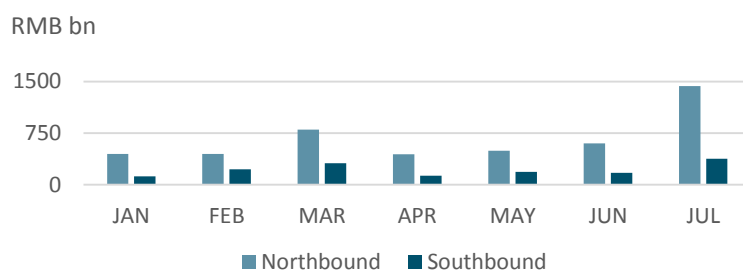
Note: as of June (2020/6/30)

Shanghai-Hong Kong Stock Connect

Daily Turnover



Monthly Turnover



Fund Raising

Listing

		No. of Securities	Fund Raising (RMB bn)
SSE Main Board	IPO	7	5.30
	Refinancing	126	53.48
SSE STAR Market	IPO	27	80.16
	Refinancing	0	0
Bond		258	249.88

Note: 2020/7/1~2020/7/31

Disclaimer

Shanghai Stock Exchange endeavors to ensure that the data and other material in this document are correct and complete, but does not accept liability for any error made or omission from this document. Shanghai Stock Exchange shall not be liable for any claims or losses of any nature, arising indirectly or directly from use of the data or material on this document. The reader of this document shall acknowledge and agree that all proprietary rights in the information received shall remain the property of Shanghai Stock Exchange. Reproduction, redistribution and transmission of any information contained in this document is strictly prohibited. Use of this document is confirmation that you have understood and accepted these terms.

Source: SSE, CSRC, SAFE, Wind

Should you have any queries, please feel free to contact sjwan@sse.com.cn or yhchen@sse.com.cn.

For more information, please visit <http://english.sse.com.cn/home/>.

