

SSE Newsletter

In this issue

- Monthly Highlights
- Market Updates
- Fund Raising
- Downloads

Monthly Highlights

- The SSE company profile system has been officially put into operation online.
- On September 19, the “Overseas Investor Relations Management Master Class for SSE Listed Companies” was successfully held.
- On September 30, the SSE launched a series of activities entitled "World Investor Week 2019".

Downloads

- [SSE Semi-annual Reports Show Resilience with Highlights in Blue Chips and STAR Companies](#)
- [Q&A on Operation of SSE STAR Market in First Month of Trading](#)
- [Q&A on “SSE Rules for Review of Major Assets Reorganization of Listed Companies on SSE STAR Market \(Draft\)”](#)

Market Updates

SSE Main Board

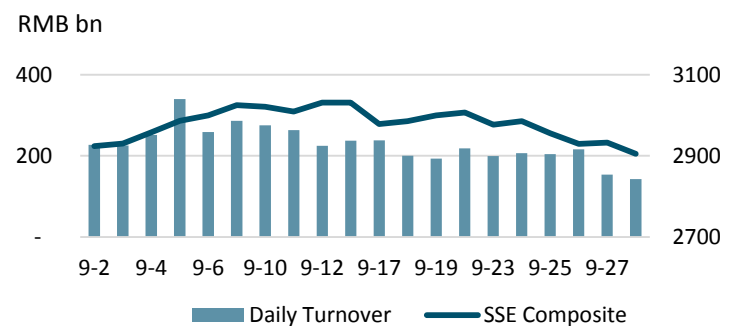
September at a Glance

Index	Closing Price	Monthly Gain/Loss	P/E Ratio
SSE Composite	2905.19	0.66%	12.81
SSE 180	8409.49	0.35%	10.51
SSE 380	4569.26	0.43%	17.50
CSI 300	3814.53	0.39%	11.90

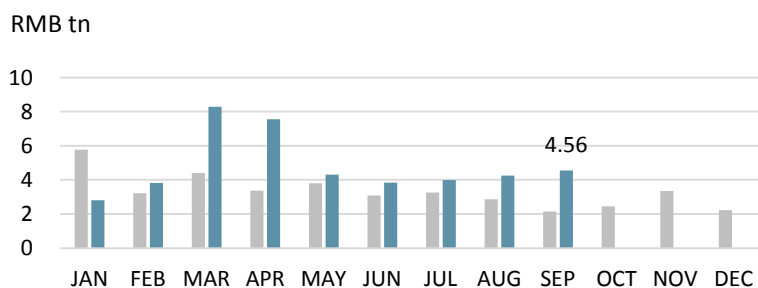
Note: as of Sep (2019/09/30)

Note: Unless otherwise stated, all the following graphs use the color grey to represent 2018 and indigo to represent 2019.

SSE Composite & Daily Turnover



Monthly Turnover



Market Cap. & No. of Listed Comps



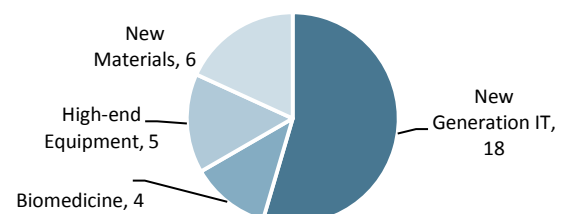
SSE STAR Market

Overview

Listed Companies	33
Market Cap	RMB 579 bn
Turnover	RMB 166.8 bn
After-Hours Fixed-Price Trading	RMB 197.5 mn

Note: as of Sep (2019/09/30)

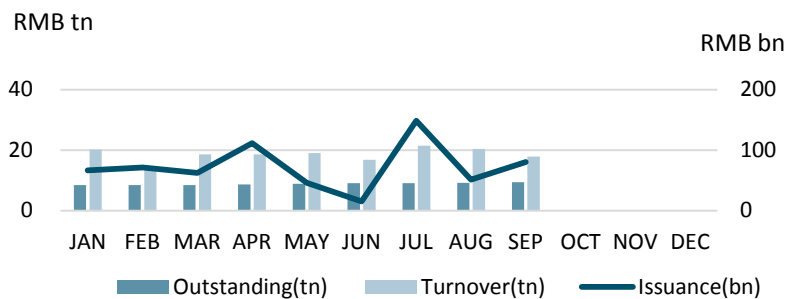
Sectorial Distribution



Note: as of Sep (2019/09/30)

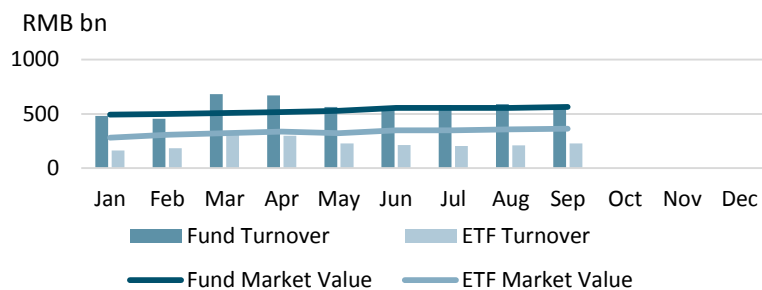
Bond Market

Monthly Turnover, Outstanding & Issuance



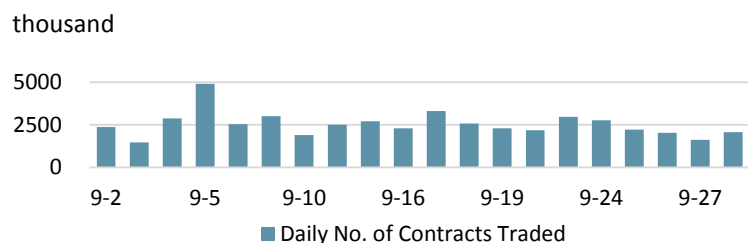
Fund Market

Monthly Turnover & Market Value



Derivatives Market (SSE 50 ETF Options)

Daily No. of Contracts Traded



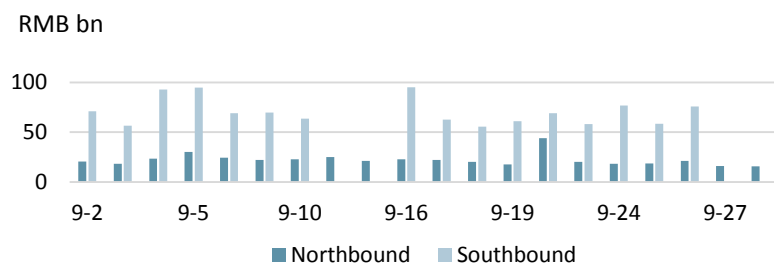
QFII/RQFII

Quota Approved & Licenses Granted

	RQFII	QFII
Quota Approved	RMB 693.3 bn	USD 111.38 bn
Licenses Granted	222	292

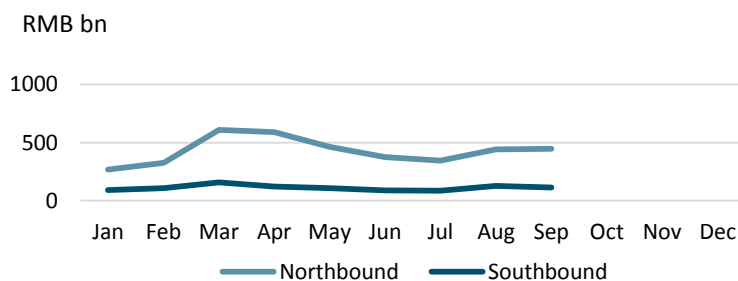
Shanghai-Hong Kong Stock Connect

Daily Turnover



Note: Southbound trading is not available on several days due to holiday arrangement

Monthly Turnover



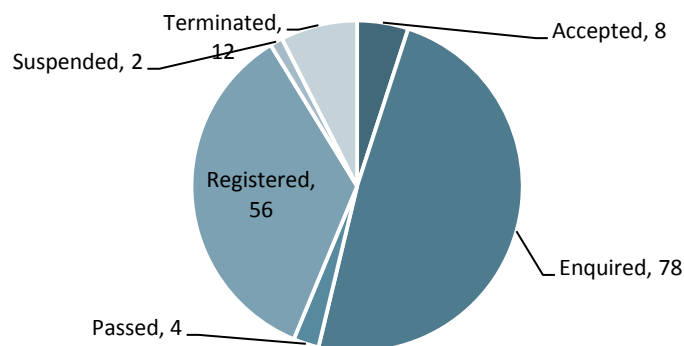
Fund Raising

Listing

		No. of Securities	Fund Raising (RMB bn)
SSE Main Board	IPO	1	0.7
	Refinancing	58	43.44
SSE STAR Market	IPO	5	5.9
	Refinancing	0	0
Bond		226	232.2

Note: 2019/09/02~2019/09/30

STAR Market Applications Update



Note: as of Sep (2019/09/30)

Disclaimer

Shanghai Stock Exchange endeavors to ensure that the data and other material in this document are correct and complete, but does not accept liability for any error made or omission from this document. Shanghai Stock Exchange shall not be liable for any claims or losses of any nature, arising indirectly or directly from use of the data or material on this document. The reader of this document shall acknowledge and agree that all proprietary rights in the information received shall remain the property of Shanghai Stock Exchange. Reproduction, redistribution and transmission of any information contained in this document is strictly prohibited. Use of this document is confirmation that you have understood and accepted these terms.

Source: SSE, CSRC, SAFE, Wind

Should you have any queries, please feel free to contact rsfang@sse.com.cn or yhchen@sse.com.cn.

For more information, please visit <http://english.sse.com.cn/overseasinvestors/introduction/briefintro/>.

