

SSE Newsletter

In this issue

- Monthly Highlights
- Market Updates
- Fund Raising
- Downloads

Monthly Highlights

- The snapshot in English for the SSE STAR Market companies is now available online. It covers brief introduction, company overview, financials and top 10 shareholders. Investors can access the basic information of the company by entering the English website of the SSE STAR Market, and then clicking its securities code under the snapshot column. (<http://star.sse.com.cn/en/marketdata/snapshot/>)
- During Oct 31 and Nov 1, the "SSE Global Investors Conference 2019" was successfully held in Shanghai. (For more information, please visit: <http://english.sse.com.cn/aboutsse/news/newsrelease/c/4940702.shtml>)

Downloads

- [Q&A on the calculation of the upper limit of overseas securities institutions' domestic asset balance under Shanghai-London Stock Connect](#)
- [Announcement on Adjusting Release Time of SSE STAR Market 50 Component Index](#)

Market Updates

SSE Main Board

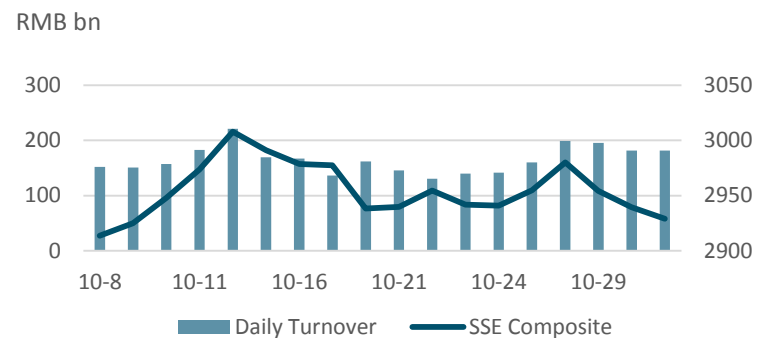
October at a Glance

Index	Closing Price	Monthly Gain/Loss	P/E Ratio
SSE Composite	2929.06	0.82%	12.76
SSE 180	8494.31	1.01%	10.58
SSE 380	4562.25	-0.15%	18.02
CSI 300	3886.75	1.89%	11.85

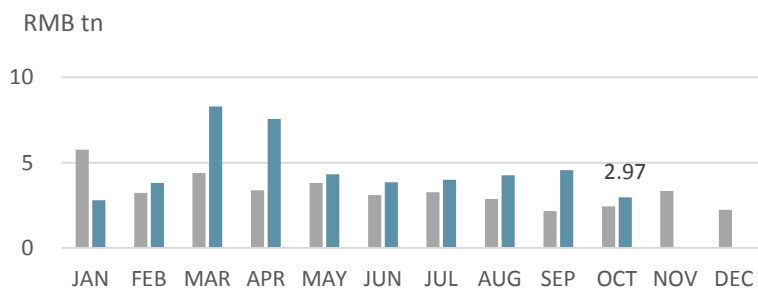
Note: as of Oct (2019/10/31)

Note: Unless otherwise stated, all the following graphs use the color grey to represent 2018 and indigo to represent 2019.

SSE Composite & Daily Turnover



Monthly Turnover



Market Cap. & No. of Listed Comps



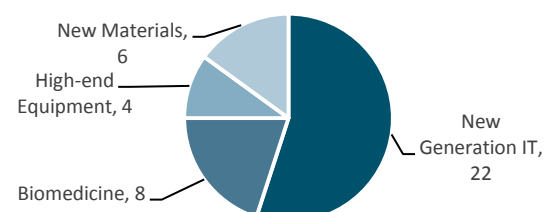
SSE STAR Market

Overview

Listed Companies	40
Market Cap	RMB 563.96 bn
Turnover	RMB 124.85 bn
After-Hours Fixed-Price Trading	RMB 116.43 mn

Note: as of Oct (2019/10/31)

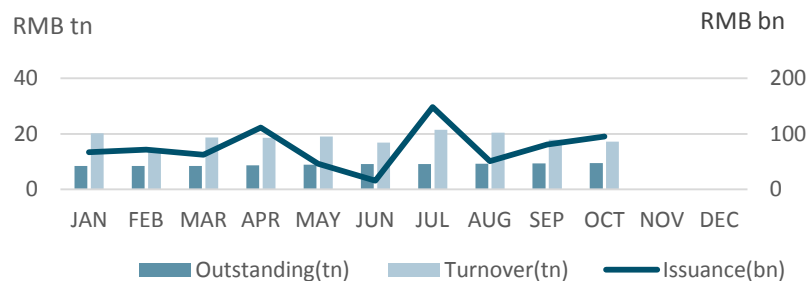
Sectorial Distribution



Note: as of Oct (2019/10/31)

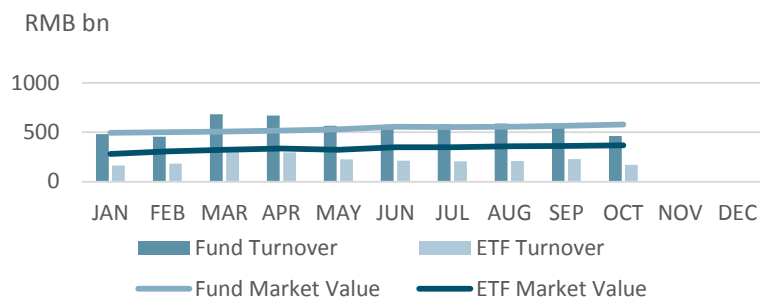
Bond Market

Monthly Turnover, Outstanding & Issuance



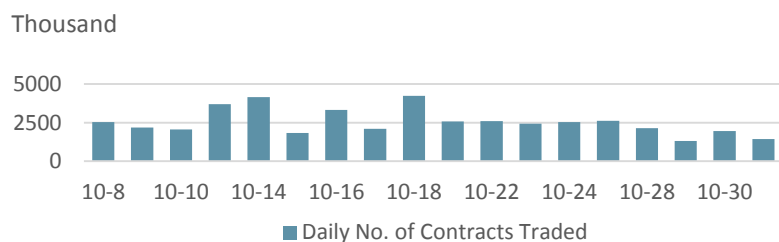
Fund Market

Monthly Turnover & Market Value



Derivatives Market (SSE 50 ETF Options)

Daily No. of Contracts Traded



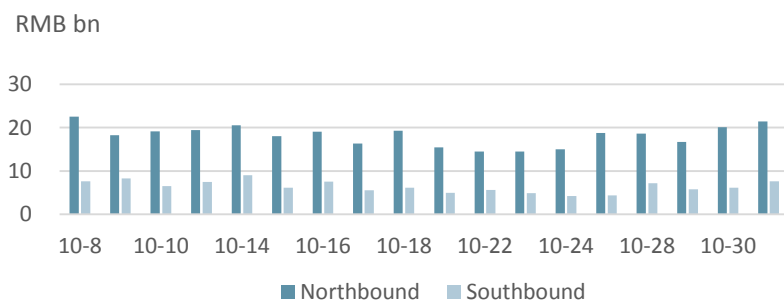
QFII/RQFII

Quota Approved & Licenses Granted

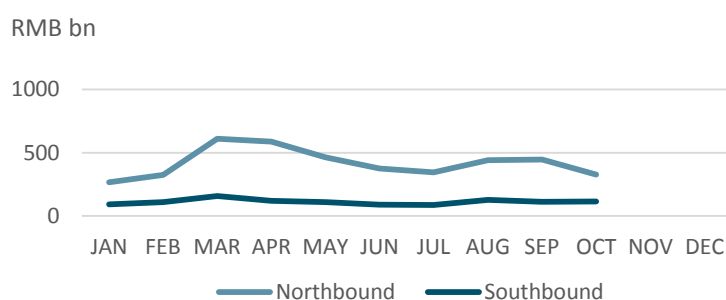
	RQFII	QFII
Quota Approved	RMB 693.30 bn	USD 111.38 bn
Licenses Granted	222	292

Shanghai-Hong Kong Stock Connect

Daily Turnover



Monthly Turnover



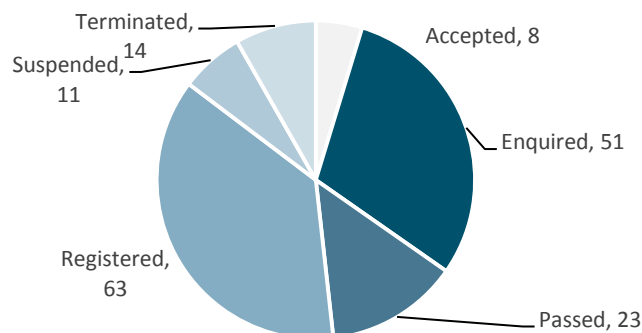
Fund Raising

Listing

		No. of Securities	Fund Raising (RMB bn)
SSE Main Board	IPO	4	13
	Refinancing	69	3.4
SSE STAR Market	IPO	7	6.4
	Refinancing	0	0
Bond		188	202.4

Note: 2019/10/08~2019/10/31

STAR Market Applications Update



Note: as of Oct (2019/10/31)

Disclaimer

Shanghai Stock Exchange endeavors to ensure that the data and other material in this document are correct and complete, but does not accept liability for any error made or omission from this document. Shanghai Stock Exchange shall not be liable for any claims or losses of any nature, arising indirectly or directly from use of the data or material on this document. The reader of this document shall acknowledge and agree that all proprietary rights in the information received shall remain the property of Shanghai Stock Exchange. Reproduction, redistribution and transmission of any information contained in this document is strictly prohibited. Use of this document is confirmation that you have understood and accepted these terms.

Source: SSE, CSRC, SAFE, Wind

Should you have any queries, please feel free to contact rsfang@sse.com.cn or yhchen@sse.com.cn.

For more information, please visit <http://english.sse.com.cn/overseasinvestors/introduction/briefintro/>.

